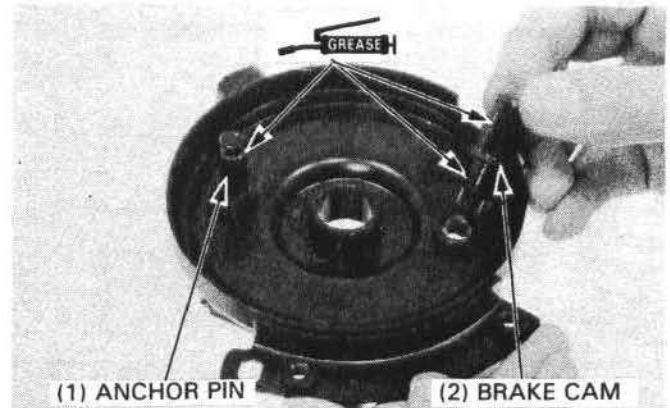



Apply a small amount of grease to the brake cam and anchor pin and install the cam in the brake panel.



Soak the felt seal in clean engine oil and install the seal on the brake cam. Install the indicator plate by aligning the tab or the plate with the slot on the brake cam.



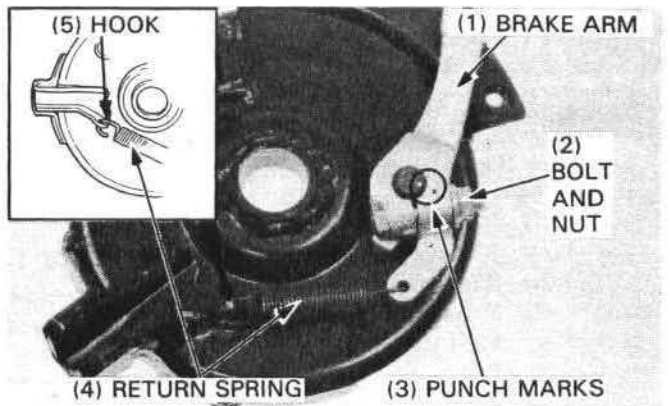
Install the brake arm on the cam by aligning the punch marks. Tighten the brake arm bolt and nut to the specified torque.

TORQUE: 4–7 N·m (0.4–0.7 kg·m, 3–5 ft·lb)

Install the return spring.

NOTE

- Note the return spring installation direction.



Install the brake panel on the knuckle.

