


Inspect the piston for wear or damage.


Measure the diameter of the piston at 6–18 mm (0.2–0.7 in) from the bottom and 90 degrees to the piston pin hole.

**SERVICE LIMIT:** 68.4 mm (2.69 in)



Measure the piston pin bore.

**SERVICE LIMIT:** 15.04 mm (0.592 in)




Measure the O.D. of the piston pin.

**SERVICE LIMIT:** 14.96 mm (0.589 in)

Calculate the piston-to-piston pin clearance.

**SERVICE LIMIT:** 0.020 mm (0.0008 in)



Measure the connecting rod small end I.D.

**SERVICE LIMIT:** 15.06 mm (0.593 in)

